



Drawing with Mr. J!

Chickens at the Beach

Today's challenge is "chickens at the beach." Mr. J invites students to draw along as they identify how people can feel a sense of belonging through their different roles in relationships. He discusses how sharing when and how we experience a sense of belonging is important.

Ohio SEL Standards

- **Relationship Skills:**
 - D.2.1.a: Demonstrate an awareness of roles in various relationships.
 - D.2.1.b: Identify what creates a feeling of belonging in various relationships

This video aligns with Ohio's Early Learning and Development Standard, Social & Emotional Development, Self-Awareness: 1.a. Develops and expands understanding of oneself as a unique person; 1.b. Develops understanding of emotions; Relationship Skills: 4.a. Develops secure, trusting relationships with adults; 4.b. Develops socially competent behaviors with peers (Pre-Kindergarten).


View and Sketch: *5 minutes*

Distribute sticky notes or small scraps of paper to your students and allow them to sketch along with Mr. J as they watch the video. We encourage you to share students' work on Instagram @wosuclassroom #DrawingWithMrJ.


Chat: *5-10 minutes*

After viewing the video with the class, choose 1-2 discussion questions to work through in whole or small groups or as a writing prompt.

- Help students identify emotions. How does your body react when you feel included in a group?
- Identify what prompts our emotions. When was a time you felt included? When was a time you felt left out of the group?
- Promote awareness and/or empathy. What are some ways you can support others to feel included and supported in a group situation?



Drawing with Mr. J!




Read: 10 minutes

Use these picture books to spark continued conversation with students about the feelings discussed in the video.

- *Can I Play Too?* by Mo Willems
- *The Big Umbrella* by Amy June Bates
- *Just Ask!* by Sonia Sotomayor
- *The Buddy Bench* by Patty Brozo

Share: (Home to School Connection)

To strengthen the home to school connection, keep families informed about the work happening in the classroom. Feel free to copy or adjust the following message to include in class newsletters.



Today, your child learned about feeling included and appreciated in various relationships. Our class discussion focused on:

- Help students identify emotions. How does your body react when you feel included in a group?
- Identify what prompts our emotions. When was a time you felt included? When was a time you felt left out of the group?
- Promote awareness and/or empathy. What are some ways you can support others to feel included and supported in a group situation?

We encourage you to continue the conversation at home. There are many wonderful books that explore different family traditions. A few that we recommend include:

- *Can I Play Too?* by Mo Willems
- *The Big Umbrella* by Amy June Bates
- *Just Ask!* by Sonia Sotomayor
- *The Buddy Bench* by Patty Brozo

Extend:

- Establish a buddy bench for students at recess to go to when they need a friend.
- Students draw self-portraits and list all of the ways they feel unique under their drawing. Display the works together to delight in how special each person is.
- Roleplay a construction site, a restaurant, or other locations where everyone has a defined role. Discuss why each person's role is vital to their success.
- Provide students with a photo of the school staff and discuss how each one of the people in the image has a unique role in the success of the school.
- PBS for Kids Games with Emotions (for younger students) [wosu.org/pbskids/games](https://www.wosu.org/pbskids/games)